

Changing you password and buying a booth

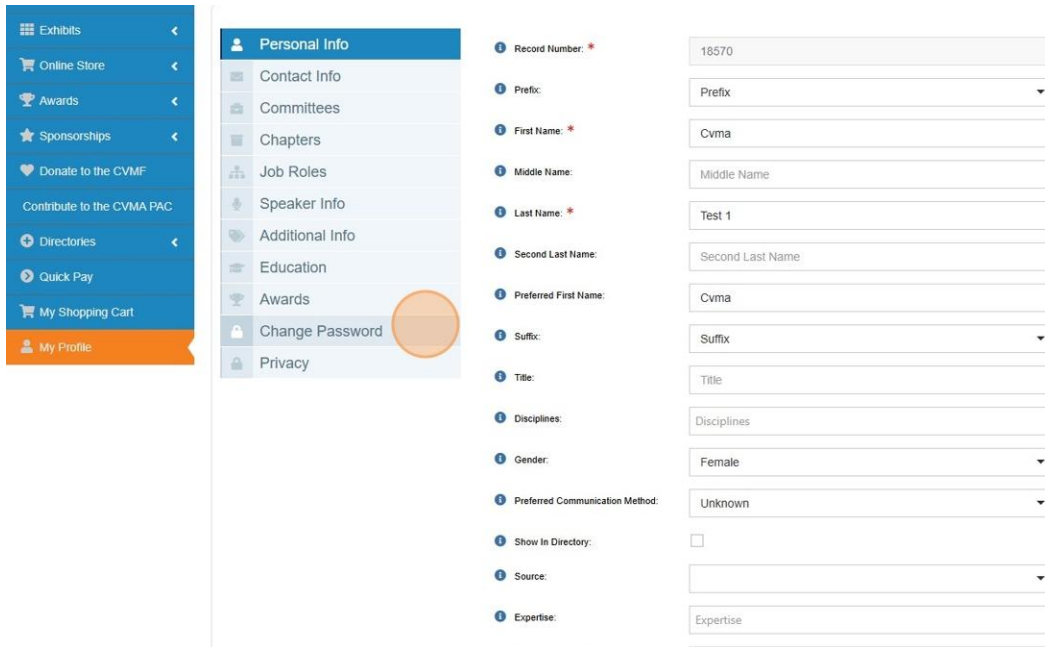
1. Navigate to <https://member.cvma.net/>

The screenshot shows the CVMA member profile page for 'Cvma Test 1'. The page has a blue header with the CVMA logo and navigation links: ADVOCACY, CONTINUING EDUCATION, NEWS & NOW, MEMBERSHIP, ABOUT US, and RESOURCES. A 'Join Today' button is in the top right. The user's name 'Cvma Test 1' and a small profile picture are in the top right corner. The main content area shows the user's profile with tabs for Overview, My Info, Organizations, Purchase History, and Documents. The 'My Info' tab is selected. The profile information includes a member ID of #18570, a CVMA logo, a profile picture placeholder, and contact information: 'sefef', Austin, Texas 78758, United States, and email 'cvmatest1@cvma.net'. There is a red banner at the bottom stating 'NO ACTIVE MEMBERSHIP'. On the right side, there are sections for 'Pay Open Balances' (No Open Balances) and 'Memberships' (No Memberships).

2. Click "My Info"

This screenshot is identical to the one above, but with an orange circle highlighting the 'My Info' tab in the navigation bar. The left sidebar menu is also visible, showing options like Home, Memberships, Subscriptions, Events, Exhibits, Online Store, Awards, Sponsorships, Donate to the CVMF, Contribute to the CVMA PAC, Directories, and Quick Pay.

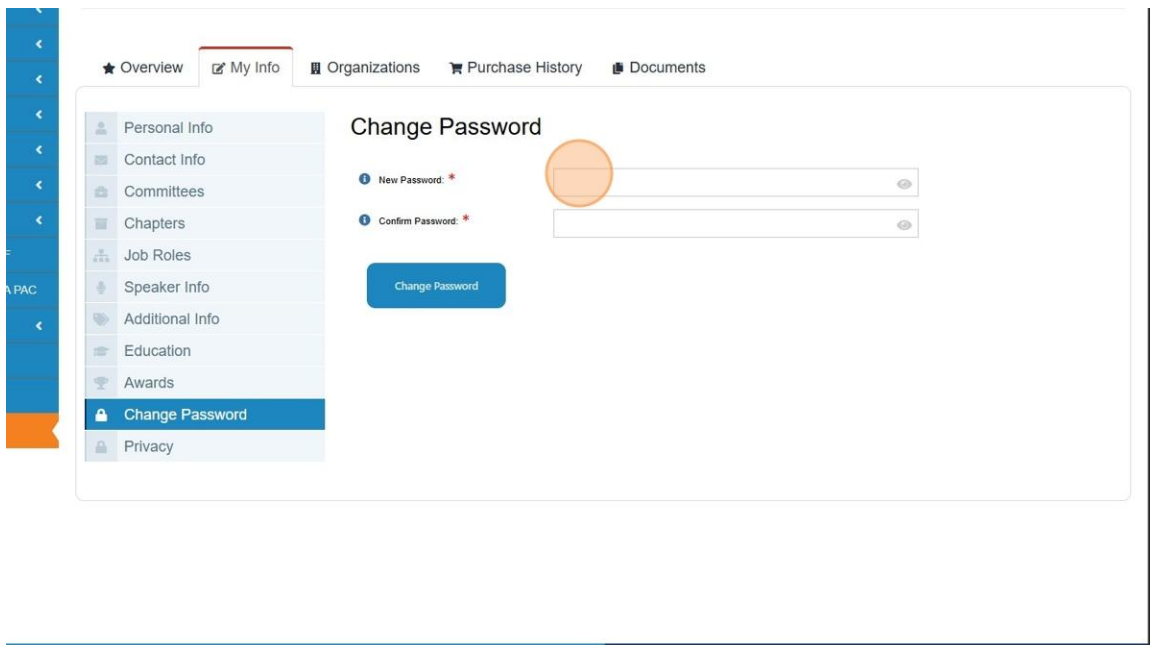
3. Click "Change Password"



The screenshot shows a user profile page with a sidebar on the left containing navigation links: Exhibits, Online Store, Awards, Sponsorships, Donate to the CVMF, Contribute to the CVMA PAC, Directories, Quick Pay, My Shopping Cart, and My Profile (highlighted). The 'Personal Info' section is active, showing a list of sub-sections: Contact Info, Committees, Chapters, Job Roles, Speaker Info, Additional Info, Education, Awards, Change Password (highlighted with an orange circle), and Privacy. The main content area displays a form with the following fields:

- Record Number: 18570
- Prefix:
- First Name: Cvma
- Middle Name:
- Last Name: Test 1
- Second Last Name:
- Preferred First Name: Cvma
- Suffix:
- Title:
- Disciplines:
- Gender: Female
- Preferred Communication Method: Unknown
- Show In Directory: ☐
- Source:
- Expertise:

4. Enter a new password



The screenshot shows the 'Change Password' form. The left sidebar contains navigation links: Overview, My Info (selected), Organizations, Purchase History, and Documents. The 'My Info' section is active, showing a list of sub-sections: Personal Info, Contact Info, Committees, Chapters, Job Roles, Speaker Info, Additional Info, Education, Awards, Change Password (highlighted with an orange circle), and Privacy. The main content area displays the 'Change Password' form with the following fields:

- New Password:
- Confirm Password:
- Change Password button

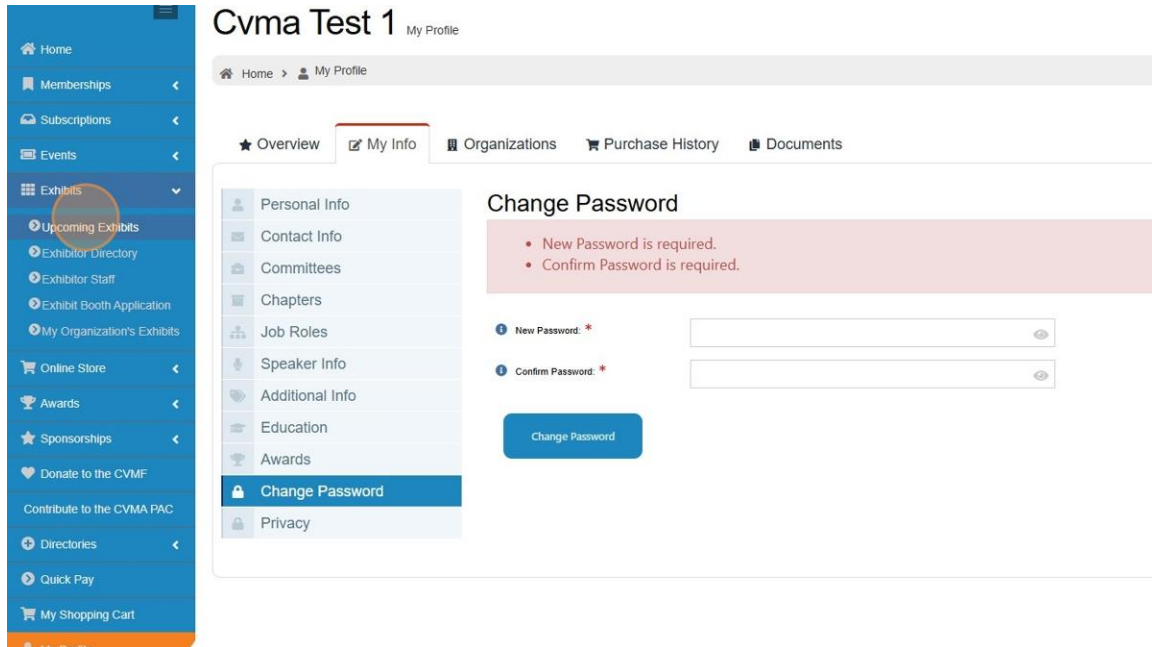
5. Click "Change Password"

This screenshot shows a user's profile page with a sidebar menu on the left. The sidebar includes options like Memberships, Subscriptions, Events, Exhibits, Online Store, Awards, Sponsorships, Donate to the CVMF, Contribute to the CVMA PAC, Directories, Quick Pay, My Shopping Cart, and My Profile. The 'My Info' tab is selected, showing a list of profile sections: Personal Info, Contact Info, Committees, Chapters, Job Roles, Speaker Info, Additional Info, Education, Awards, Change Password, and Privacy. The 'Change Password' section is highlighted. The main content area is titled 'Change Password' and contains two password input fields labeled 'New Password' and 'Confirm Password'. A 'Change Password' button is visible below the fields. A dark overlay with a suggested password is also present.

6. Click Exhibits.

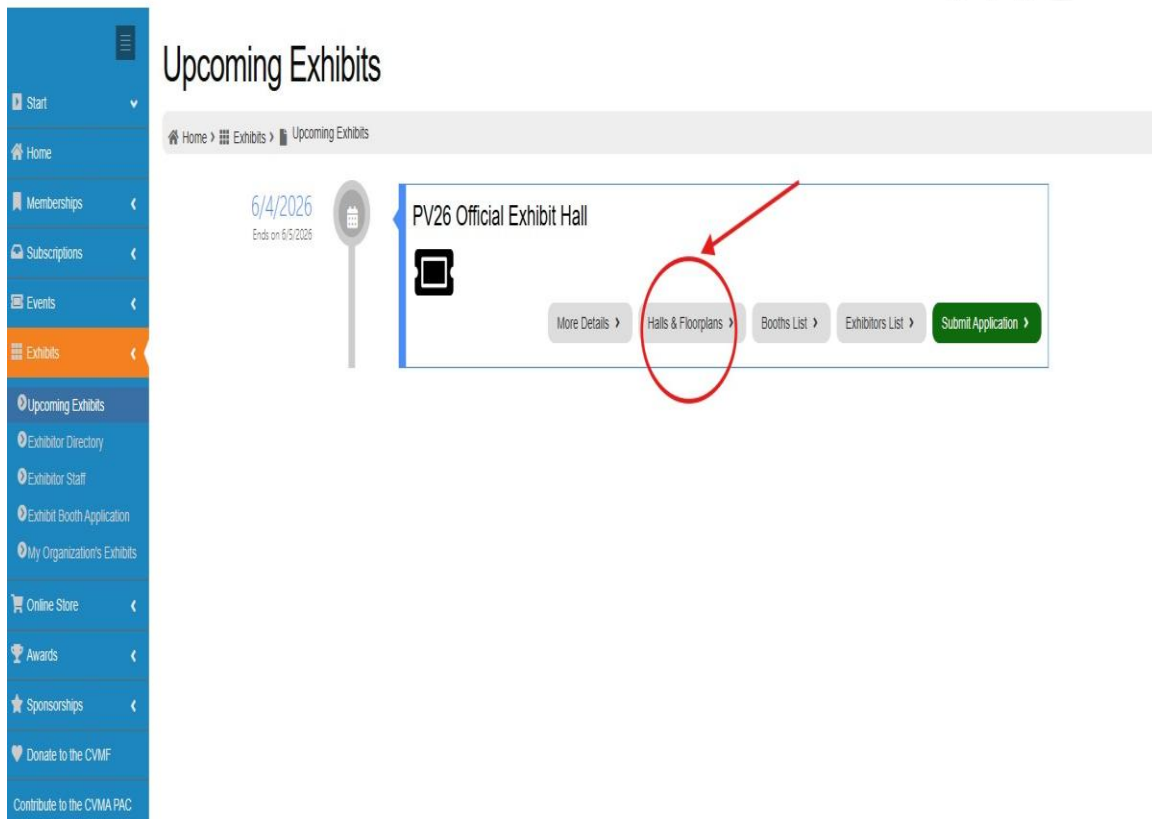
This screenshot shows the 'Exhibits' page in a user's profile. The sidebar menu on the left has 'Exhibits' highlighted with a red circle. The main content area is titled 'Cvma Test 1' and shows a 'Change Password' section. The 'Change Password' section has a red error message: 'New Password is required.' and 'Confirm Password is required.' Below the error message are two password input fields labeled 'New Password' and 'Confirm Password', and a 'Change Password' button. The 'My Info' tab is selected in the sidebar.

7. Click "Upcoming Exhibits"



The screenshot shows the 'Cvma Test 1 My Profile' page. On the left sidebar, the 'Exhibits' menu is expanded, and 'Upcoming Exhibits' is highlighted with a red circle. The main content area shows the 'My Info' tab selected, with a 'Change Password' form. The form includes fields for 'New Password' and 'Confirm Password', both marked with an asterisk, and a 'Change Password' button. A red message box above the form states: 'New Password is required.' and 'Confirm Password is required.'

8. Click "Hall & Floorplan"



The screenshot shows the 'Upcoming Exhibits' page. The left sidebar has 'Exhibits' selected. The main content area displays a calendar for '6/4/2026' (ends on 6/5/2026). Below the calendar, the 'PV26 Official Exhibit Hall' section is shown. A red circle highlights the 'Halls & Floorplans' link, which is pointed to by a red arrow. Other links in the section include 'More Details', 'Booths List', 'Exhibitors List', and a green 'Submit Application' button.

9. Click purchase on your desired booth. To check the floorplan go to [Exhibit Hall Floorplan](#)

If a purchase button does not appear or if you are unable to select a booth, please email Linda Penner at [lpenner@cvma.com](#)

Partnerships

Options

ing Exhibits

or Directory

or Staff

Booth Application

anization's Exhibits

Store

Partnerships

to the CVMF

to the CVMA PAC

ies

ay

opping Cart

ile

115

500

SEARCH

LEGEND: Available Reserved Purchased My Reservations/Purchases

EXHIBITOR DIRECTORY

BOOTH STAFF DIRECTORY

211 312

212 311

310

214 309

215 308

313 412

314 411

315 410

316 409

317 408

413 509

414 508

510 611

511 610

512 609

513 608

704 805

705 804

806

807

808

809

810

811

812

110 210

109 209

108 208

107 207

106 206

105 205

104 204

103 203

102 202

101 201

100 200

216 306

217 305

218 304

219 303

322 402

323 401

420 502

421 501

503

504

505

506

507

508

509

510

511

512

513

514

515

516

517

518

519

520

521

603

604

605

606

607

608

609

610

611

612

702

703

704

705

706

707

708

709

710

711

712

801

802

803

804

805

806

807

808

809

810

811

812

10. Click "Checkout"

1 Related Items

2

3 Review & Submit

4 Confirmation

Purchasing for "CVMA" by "Cvma Test 1"

You can click or tap on each item to go back and make changes.

Item	Quantity	Item Price	Item Total	Remove
<div></div> <div>Standard Booth 100: 10x10 (100 sqft) Booth Space PV26 Official Exhibit Hall</div>	1	\$2,500.00 (Standard Booth)	\$2,500.00	

Promo Codes

Promo Code

Apply

Subtotal \$2,500.00

Subtotal does not include applicable taxes or shipping costs, if any.

Clear Cart

Checkout

